



ERAYA
ROYALS

**SUMMER
ASSIGNMENT
(AY -2025-26)**

CLASS -2

Out of difficulties grow miracles. Tough time don't last.

Dear Students

The beginning of new session might not have been with pomp and show, but the spirit of teaching learning continues in the school. The summer vacations this time would not be ice creams, candies and cool pool, but time can be utilized in honing skills and interests.

It is easy to bloom, then to be a bud, but you are responsible young members of the nation and its our duty to follow rules.

Here are some holiday activities designed for creative utilization of time. Give a flight to your imagination and spend time purposely.

SOME POINTS TO BE REMEMBERED

- ❖ Drink plenty of juice and water to avoid dehydration.
- ❖ Make hand washing and hygiene a part of your routine.
- ❖ Holiday Homework is a part of subject enrichment and will be assessed on the basis of creativity and efforts of the students.
- ❖ It's the perfect time to enhance your speaking skills and vocabulary by conversing in English with your family and siblings.
- ❖ Reading is essential for those who seek to rise above the ordinary. Spend your quality time reading purposeful books.
- ❖ A beautiful handwriting makes a good impression. Practice one page of English and Hindi handwriting daily.
- ❖ Schedule your time for activities so that there is no piling up for the last moment.
- ❖ Holiday homework should be your authentic creative work.



Q1. Write the definitions of common name and special name .

Common name

Special name

Q2 Tick the correct option.

Common Name and Special Name

1. What is the common name?



A) dog



B) Snoopy

2. What is special name?



A) school



B) Lincoln School

3. What is the common name?




A) fruit



B) Emma

Q3. Children each one of you have some talents . You all are special . Write four of your talents in four petals of flower given below and colour it with different shades.



Q4. Match the correct gender.

- | | |
|------------|-------------|
| 1. father | a) daughter |
| 2. cow | b) peahen |
| 3. peacock | c) bull |
| 4. lion | d) queen |
| 5. king | e) mother |
| 6. son | f) lioness |

Q5. Rewrite the sentences using capital letters and full stop.

1. i am playing with a ball



2. my pet name is bruno



Q6.

Look at the pictures. Arrange them in the correct sequence. Complete the passage using the words from the help box.



Came, little, pot, put, water, drank, happily, stones, wanted, thirsty.

Once there was a _____ crow. He found a tall
_____. He _____ to drink the water from
the pot. But there was a _____ water in the pot.
He could not reach the _____. Soon he got an
idea. He _____ some _____ in the pot.
The water _____ up. The crow _____
the water and flew away.



संज्ञा की पहचान

नीचे दिए गए वाक्यों में से संज्ञा [नाम वाले] शब्दों को घेरा लगाएँ।



लता हलवा बना रही है।

1. मैं पाठशाला जा रहा हूँ।
2. मेरी कमीज़ नीली है।
3. शेर तेज़ दौड़ता है।
4. अजय पढ़ रहा है।
5. राजू जलेबी खा।
6. चिड़िया उड़ गई।



चित्र देखकर वाक्य पूर्ण करो

यह एक _____ है।



यह एक _____ है।

यह एक _____ है।



यह एक _____ है।

यह एक _____ है।



यह एक _____ है।

चित्र वर्णन(Picture Description)



चित्र देख कर नीचे दिए गए वाक्य पूर्ण करे।

(खेल छः दो लड़का - लड़की तीन)

१. ऊपर दिए गए चित्र में बच्चे _____ रहें हैं।
२. चित्र में कुल _____ बच्चें है।
३. चित्र में _____ बच्चें झूला झूल रहे हैं।
४. एक _____ और एक _____ फुटबॉल खेल रहें हैं।
५. चित्र में कुल _____ बड़े पेड़ हैं।

चित्र देखकर उनके उचित पर्यायवाची शब्द छाँटकर उनके नीचे लिखिए -

जंगल	माँ	घर	तरु	वृक्ष	गृह	जननी
सदन	माता	कानन	वन	पेड़		









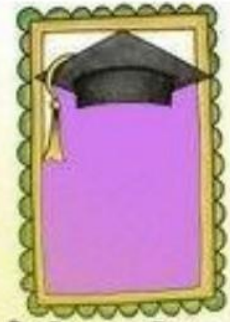
मेरा परिचय

मेरा
पसंदीदा
शब्द



मेरा जन्मदिनांक

MONTH	DAY



मेरी तस्वीर

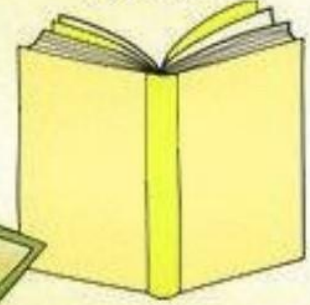
मेरे पसंदीदा जानवर




मेरा पसंदीदा

School

विषय



मेरा पसंदीदा खाना



मुझे किससे खुशी मिलती है




मेरे
दोस्त



मुझे जो भयभीत करता है

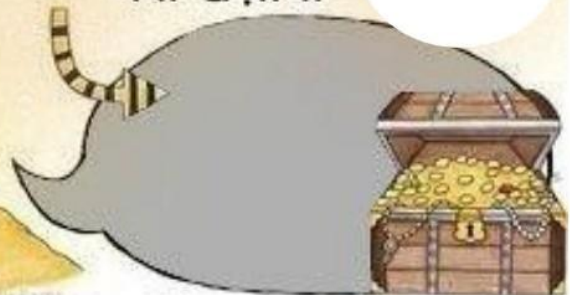


पसंदीदा घूमने
की जगह



अगर मेरे
पास जादू
की लकीर होती

मेरा खज़ाना



The entire image is framed by a border of light blue water droplets. The central illustration depicts a vibrant beach scene. At the top, a large, bright yellow sun with rays is partially obscured by white clouds. To the right, a tall palm tree with green fronds stands against a blue sky. In the center, the word "SUMMER" is written in a large, white, serif font. Below it, a white rectangular banner with a thin blue border contains the word "HOMEWORK" in a bold, dark blue, sans-serif font. The background of the banner shows a blue ocean with white-capped waves. In the foreground, on a sandy beach, there is a large, ripe orange with a green leaf on the left. To its right are a pair of gold-rimmed sunglasses with dark lenses and a small white seashell. Further right is a stack of three books with dark red, blue, and brown covers. On top of the books are several slices of citrus fruit, including a whole orange slice and two halves of a pink grapefruit.

SUMMER

HOMEWORK

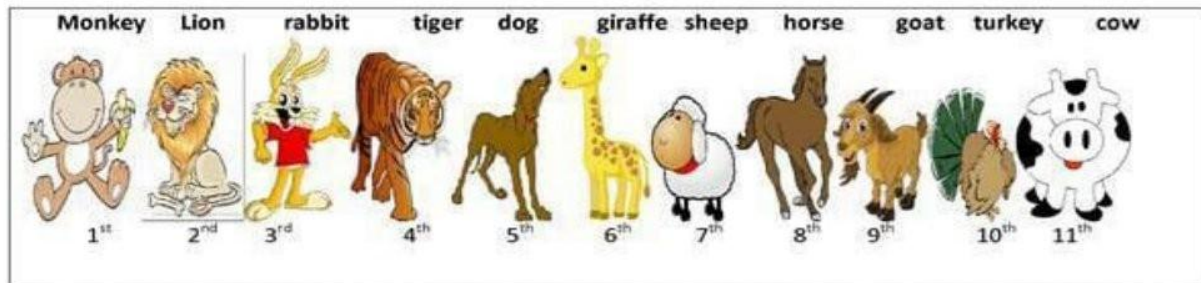
1. Paste the empty wrappers of 5 food items (like chocolates, cookies, butter, etc.) and write their price. Add the total amount of money and write the amount in numbers and its number name with the rupee symbol.
2. Compare the numbers below and put the correct sign ($>$, $<$, $=$)

Put the correct sign in the box ($<$ $>$ $=$)

35		52	79		28
84		77	66		77
43		43	18		18
23		22	45		30
98		89	51		39
40		74	99		89
38		64	6		16

3. Observe the image of the animals and their position and write the name of the animal according to its ordinal number.

ordinal numbers



Which animal is the:

1. Fourth – _____
2. Seventh – _____
3. Second – _____
4. Sixth – _____
5. Ninth – _____
6. First – _____
7. Third – _____
8. Tenth – _____
9. Eighth – _____
10. Fifth – _____

4. Look at the image and numbers given below in the picture and circle whether the number is odd or even.



Odd and Even Number Worksheet

Circle whether the number is odd or even.

6		Odd <u>Even</u>
2		Odd Even
9		Odd Even
4		Odd Even
3		Odd Even
7		Odd Even
1		Odd Even
10		Odd Even
5		Odd Even
8		Odd Even


5. Make a calendar of your birthday month and circle your date of birth.








EVS

Write the parts of the body

- Leg
- hair
- ear
- eye
- toe
- chest
- hand
- neck
- teeth
- head
- nose
- mouth




I. Fill in the appropriate group with the right word:

				
see	smell	hear	taste	touch
-----	-----	-----	-----	-----
-----	-----	-----	-----	-----
-----	-----	-----	-----	-----
-----	-----	-----	-----	-----
-----	-----	-----	-----	-----

radio	fur	flower	pickles	cheese
perfume	bird	apple	song	bark
gasoline	voice	feather	smoke	cry
clouds	picture	photo	sunset	soap
chocolate	velvet	spices	silk	satin

II. Use the right verb for each sentence:

smell touch see taste hear

<p>1. I can.....silk with my hands.</p>  <p>2. I can.....children playing with the ball.</p>  <p>3. I can.....sweet chocolate.</p> 	<p>4. I can.....my mother's voice from the kitchen.</p>  <p>5. I can.....smoke in the house.</p> 
--	--

Write the names of the organs in the box given below.

kidney

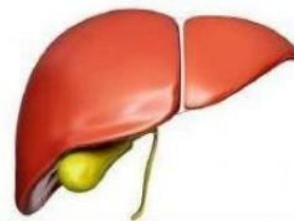
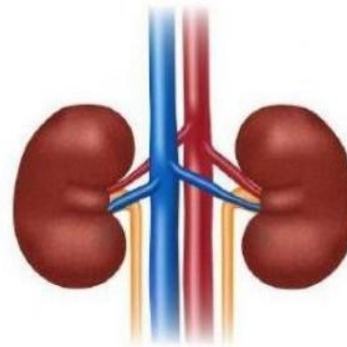
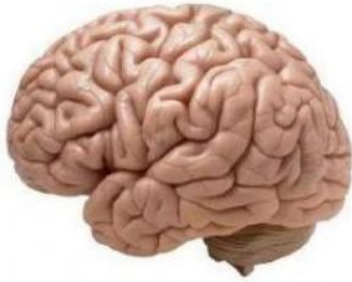
brain

liver






stomach


lungs

heart



Write the name of the sense organ and their senses.

	Name of the sense organ	What you can sense?
		
		
		
		
		



Help the worm to reach the leaf.

