



ERAYA
ROYALS

**SUMMER
ASSIGNMENT
(AY -2025-26)**

CLASS - 4

Out of difficulties grow miracles. Tough time don't last.

Dear Students

The beginning of new session might not have been with pomp and show, but the spirit of teaching learning continues in the school. The summer vacations this time would not be ice creams, candies and cool pool, but time can be utilized in honing skills and interests.

It is easy to bloom, then to be a bud, but you are responsible young members of the nation and its our duty to follow rules.

Here are some holiday activities designed for creative utilization of time. Give a flight to your imagination and spend time purposely.

SOME POINTS TO BE REMEMBERED

- ❖ Drink plenty of juice and water to avoid dehydration.
- ❖ Make hand washing and hygiene a part of your routine.
- ❖ Holiday Homework is a part of subject enrichment and will be assessed on the basis of creativity and efforts of the students.
- ❖ It's the perfect time to enhance your speaking skills and vocabulary by conversing in English with your family and siblings.
- ❖ Reading is essential for those who seek to rise above the ordinary. Spend your quality time reading purposeful books.
- ❖ A beautiful handwriting makes a good impression. Practice one page of English and Hindi handwriting daily.
- ❖ Schedule your time for activities so that there is no piling up for the last moment.
- ❖ Holiday homework should be your authentic creative work.

GENERAL INSTRUCTIONS FOR SUMMER HOLIDAY HOMEWORK

- Make a **separate copy/notebook** for the Holiday Homework (one combined notebook for all subjects).
- Write your name, class, section, and roll number clearly on the first page of notebook.
- Maintain neatness and complete the work in your own handwriting.
- The holiday homework must be completed and submitted on the first day after the summer vacation.
- **Theory questions must be written in proper format:**
 - Write the chapter name and number at the top.
 - Write each question followed by its answer.
- **If practical work is assigned (e.g., making a PowerPoint presentation, typing tasks, coding practice):**
 - Complete the task using a computer/laptop and take clear printouts or screenshots of the work.
 - Paste the printouts/screenshots in your homework notebook or attach them as annexures.
- Clearly label each task with a heading and short description.
- Be creative if a project or model is assigned (e.g., flowcharts, posters, models etc.).
- Follow the given subject-wise sequence strictly while compiling the homework.
- **Subject-wise Sequence and Subjects:**
- **Classes 1 to 5:**
 - English
 - Hindi
 - Mathematics
 - EVS
- **Classes 6 to 8 :**
 - English
 - Hindi
 - Mathematics
 - Science
 - Social Science
 - Sanskrit
 - Computer

NOTE :

- Limit screen time and refrain from engaging in an inappropriate online behaviour.
- Holiday Homework will be assessed as SUBJECT ENRICHMENT



SUMMER HOLIDAY

HOMEWORK

SESSION – 2025-26


SUBJECT- ENGLISH

CLASS – IV



1. What Would have happened if Sabeel decided not to return Sandy to the ocean and taken him home?





2. **Discuss with your parents/ family members and come up with ways of putting the leftover food to good use.**

The worksheet features a vibrant yellow background with a decorative border of various elements including green leaves, colorful flowers (pink, blue, yellow, and green), and rainbows. The central area is a large white rectangle with ten horizontal blue lines for writing. The instruction is written in a bold, black, sans-serif font at the top of this area.

3. Look at the picture and write a story.





4. Fill these words related to feelings and expressions in the grid.

Excited Hopeful Warm Bitter Jealous
Astonished Shocked Guilty Ashamed

Q	J	E	A	L	O	U	S	R	A	S	S
J	Q	G	Y	U	A	X	M	E	R	C	H
Z	G	U	A	F	R	A	I	D	I	W	V
I	S	I	H	W	H	O	P	E	F	U	L
L	P	L	E	X	C	I	T	E	D	J	Y
A	S	T	O	N	I	S	H	E	D	F	A
W	Y	Y	I	S	H	O	C	K	E	D	G
A	C	R	M	B	I	T	T	E	R	F	D
R	I	L	A	A	S	H	A	M	E	D	J
M	V	X	C	P	J	N	X	N	Q	G	E

5. Use a dictionary to find any two different meanings of each word. Write the meanings in the space provided.

a. Park:

Park:

b. Rock:

Rock:

c. Wave:

Wave:

d. Match:

Match:

e. Fair:

Fair:



★ **f. Trip:** _____

Trip: _____

g. Minute: _____

Minute: _____

h. Bat: _____

Bat: _____

i. Crane: _____

Crane: _____

j. Bass: _____

Bass: _____

k. Bark: _____

Bark: _____



हिंदी

लिखें. पढ़ें. बोलें. गर्व करें.

अ

आ





ग्रीष्मावकाश गृहकार्य

1. घर में पाई जाने वाली किन्ही पाँच संज्ञा वस्तुओं के नाम लिखकर चित्र बनाए।
2. वृक्षों की उपयोगिता बताते हुए पोस्टर बनाए।
3. भारत के किन्ही दस राज्यों के नाम और उनमें बोली जाने वाली प्रमुख भाषा का नाम लिखिए।
4. अपने पसंदीदा फल या पक्षी पर तीन वाक्य लिखिए और उनकी विशेषता बताए।
5. पाठ - 3 जब मैं पढ़ता था ,पढ़े ।अपने और गाँधी जी के बचपन मे आपको क्या समानताएँ और भिन्नता दिखाई देती है वर्णन करे ।

[illegible]



NUMBERS FUN

Write your date of birth in dd/ mm/yy format. If your day or month or year of birth has only one digit, put a zero before it.

For example, If you were born on August 7, 2015, you can write;

0	7	0	8	1	5
---	---	---	---	---	---

Answer the following questions: -

- Write the number formed by your date of birth in words.
- Write the face value and the place value of the digit placed in the ten thousand place.
- Note down the dates of birth of your family members in the above format.

Now compare the numbers formed and arrange them in ascending order.

ROMAN NUMERALS

Go around your home or any other place in your neighborhood or city and

look for areas where Roman numerals are used.

You might find them on clocks, on buildings, in books and so on. Be sure to

click a picture of the Roman numerals you spot!

Paste these pictures here and write the Hindu - Arabic numeral represented

by each of these Roman numerals.

ACTIVITY - ODD AND EVEN POT

STEPS:-

Create two pots for Odd and Even numbers on a coloured sheet.

Go around in your house taking number suggestions from your family members and friends. (1-200)

Write those numbers on different coloured flowers and stick them on a thin hard surface for stability.

Segregate those numbers into Odd and Even and stick the flowers inside the correct pot.



WORKSHEET

TOPIC: NUMBERS

1. Circle the odd numbers and underline the even numbers.

- | | | | |
|----------|-------|-------|-------|
| a) 4,261 | 4,172 | 4,677 | 4,184 |
| b) 279 | 397 | 487 | 578 |
| c) 6,298 | 6,169 | 7,578 | 8,346 |
| d) 9,123 | 9,569 | 9,268 | 9,939 |

2. Write the predecessors of the following.

- a) 2,140 _____
b) 4,362 _____
c) 4,159 _____
d) 7,789 _____

3. Put the correct sign $>$, $<$ or $=$

- a) 3,678 ☐ 5,869
b) 1,359 ☐ 1,245
c) 6,891 ☐ 9,895
d) 2,013 ☐ 3,102

4. Arrange each of the following in ascending order.

- a) 1,112, 336, 9,001, 8,213 _____
b) 5,539, 5,583, 5,577, 5,561 _____
c) 6,666, 6,869, 6,787, 6,582 _____

5. Write the Roman numerals for each of the following.

SNO	NUMBERS	ROMAN NUMERALS
a	27	
b	35	
c	19	

6. Form the greatest and smallest 4-digit numbers with given digits.

4

6

5

2

7. Arrange each of the following in descending order.

a) 3,638, 5,120, 845, 4,133 _____

b) 2,002, 2,023, 2,046, 2,071 _____

c) 745, 3,445, 434, 4,523 _____

d) 7,118, 6,232, 5,261, 6,318 _____

8. Form four different numbers with given digits.

a)

5

2

6

0

b)

8

9

0

4

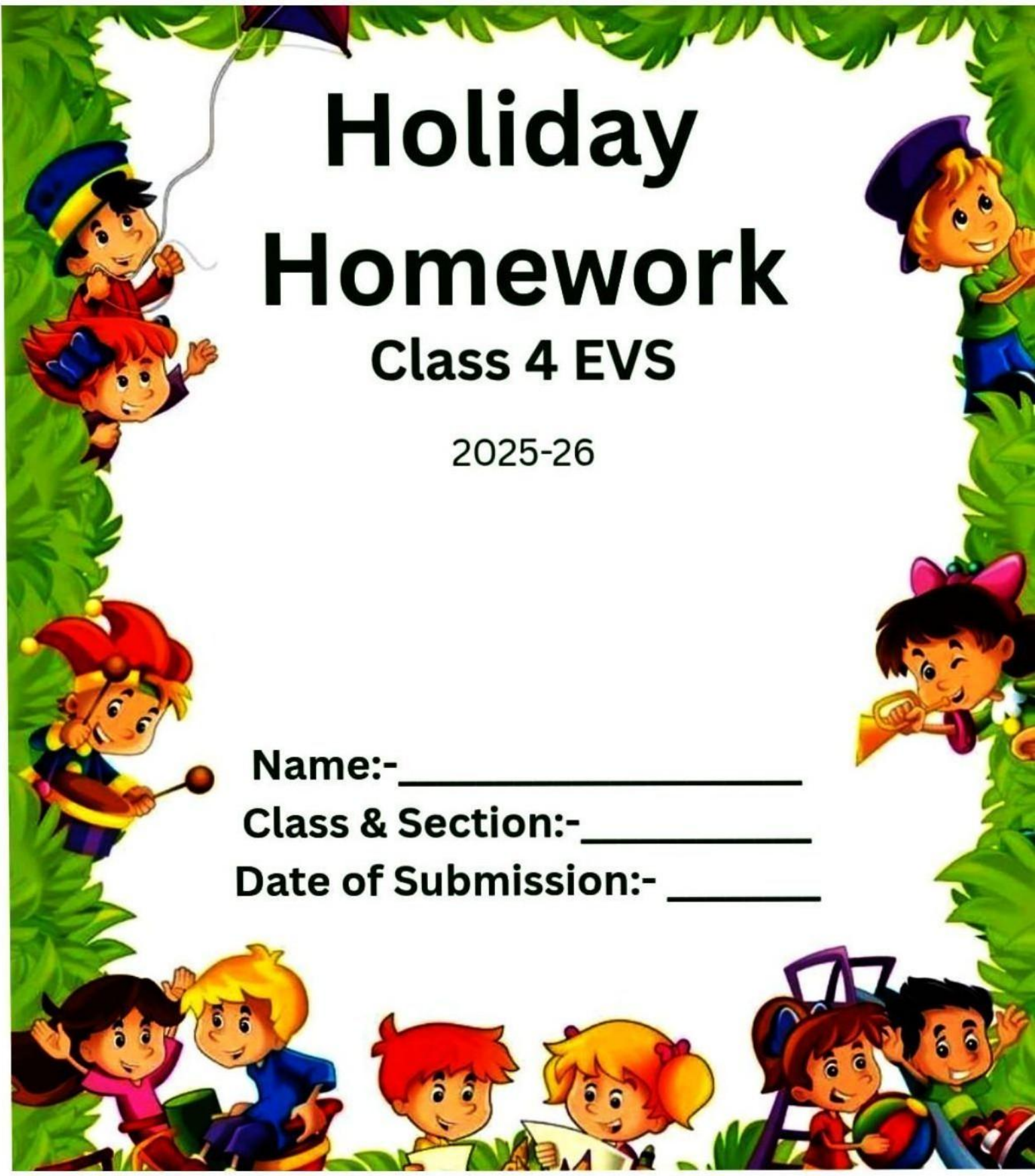
c)

5

1

7

3



Holiday Homework

Class 4 EVS

2025-26

Name:- _____

Class & Section:- _____

Date of Submission:- _____

ALL ABOUT ME

My name is: _____

I am _____ years old!

FAVORITES

Food: _____

Book: _____

Toy: _____

Movie: _____

Color: _____

Animal: _____

Me!

My Favorite school subject is...

3 things I love about myself:

When I grow up I want to be:

Create a schedule of your daily routine. Do you take out time to help your family in managing household chores?

Instructions:

Use the attached time chart to fill in your daily activities.









Mention the time and what activity you do (e.g., wake up, breakfast, school, homework, playtime, help parents, sleep, etc.).

Decorate your work neatly on a colored sheet.

Give your chart a title like "A day in [Your Name]'s life".

Paste or draw your own version of the daily routine image similar to the one shown in your book.

Read the sentences and complete with words from the word bank.

			
drink tea with honey	take your temperature	get an x-ray	put a band-aid on it
			
put ice on it	put lotion on it	get some rest	see a dentist

1 If you think you have a fever, you should _____

2 If you have cut your knee, you should _____

3 If you have a toothache, you should _____

4 If you have a have a headache, you should _____

5 If you break an arm, you should _____

6 If you have an insect bite, you should _____

7 If you have a bump on your head, you should _____

8 If you have a sore throat, you should _____

Give the correct answer



Healthy Food

A. Write down names of any five foods that you think are good for health. One has been done for you :

<input type="text"/>	Vegetables	<input type="text"/>
<input type="text"/>	<input type="text"/>	<input type="text"/>

B. Tick (✓) the correct option :

- _____ is one of our basic needs.
a. Food ☐ b. Plants ☐ c. Animals ☐
- Which of the following is a junk food?
a. Milk ☐ b. Rice ☐ c. Pizza ☐
- Food keeps us :
a. healthy ☐ b. strong ☐ c. both of these ☐
- Which of the following is a complete food?
a. Milk ☐ b. Chapati ☐ c. Sweets ☐
- Which of the following is rich in fats?
a. butter ☐ b. oil ☐ c. both of these ☐

C. Write True or False :

- Energy-giving food protects us from diseases. _____
- It is difficult for our stomach to digest junk food items. _____
- Only breakfast and lunch are important for us. _____
- Water is very important for our body. _____

